







Progress and attainment at key stages 1 and 2

-  School difference from national has improved from comparator year
-  School difference from national has improved slightly from comparator year
-  Similar to comparator year or fewer than 11 pupils
-  School difference from national has weakened slightly from comparator year
-  School difference from national has weakened from comparator year

	2023 cohort/ entries	Performance in 2023	2023 value	2023 nat value	1 year	4 year
Phonics Y1 expected standard %	61	Sig above national and 96th percentile	97	79	—	—
Reading KS1 expected standard %	61	Sig above national and 91st percentile	84	68	—	—
Writing KS1 expected standard %	61	Sig above national and 96th percentile	82	60	—	—
Mathematics KS1 expected standard %	61	Sig above national and 83rd percentile	82	70	—	—
Reading KS2 progress	61	Sig above national and 94th percentile	3.7	0.0	—	—
Writing KS2 progress	61	Sig above national and 99th percentile	4.6	0.0	—	—
Mathematics KS2 progress	61	Sig above national and 98th percentile	4.9	0.0	—	—
RWM KS2 expected standard %	62	Sig above national and 97th percentile	85	59	—	—
Reading KS2 expected standard %	62	Sig above national and 97th percentile	95	73	—	—
Writing KS2 expected standard %	62	Sig above national and 95th percentile	90	71	—	—
Mathematics KS2 expected standard %	62	Sig above national and 90th percentile	90	73	—	—
Reading KS2 high standard %	62	Sig above national and 95th percentile	53	29	—	—
Writing KS2 greater depth %	62	Sig above national and 100th percentile	45	13	—	—
Mathematics KS2 high standard %	62	Sig above national and 99th percentile	58	24	—	
EGPS KS2 expected standard %	62	Sig above national and 82nd percentile	85	72	—	—